

INSTALLATION ON THE 350 SX/X CF



- 1 Position the 24-016-03 skid plate strap onto the top of the frame rails as shown. [Fig. 1]
- 2 Using the provided M8x20mm flat head bolts, attach the 24-016-02 hook clamp to the top rear of the skid plate. [Fig. 2]
NOTE: leave the clamp a little loose at this time to ease installation.
- 3 Locate the skid plate and 24-016-02 clamp onto the rear cross member of the frame. [Fig. 3]
- 4 Rotate the skid plate upward to cradle the frame. [Fig. 4]
- 5 Using the provided M8x40mm flat head bolts; attach skid plate to the 24-016-03 strap from step 1. [Fig. 5]
NOTE: you may need to re-align the 24-016-03 strap to get these bolts started.
- 6 Once all four flat head bolts have been started begin to tighten, alternating from front to back while pressing skid plate against the frame.
- 7 This concludes the installation of the EE Aluminum Skid Plate.




FIG 1



FIG 2



FIG 3




FIG 4

INSTALLATION ON THE 250 SX/X CF

- 1 Position the 24-016-03 skid plate strap onto the top of the frame rails as shown. [Fig. 1]
- 2 Using the provided M8x40mm flat head bolts; loosely attach skid plate to the 24-016-03 strap. Do not tighten. [Fig. 5]
NOTE: you may need to re-align the 24-016-03 strap to get these bolts started.
- 3 Locate the 24-016-02 clamp onto the rear cross member of the frame [Fig. 6]. Hold the top of the clamp with your index finger and the rear of the plate with your thumb up to the frame [Fig. 7]. Using the provided M8x20mm flat head bolts, attach the 24-016-02 hook clamp to the skid plate.
- 4 Once all four flat head bolts have been started begin to tighten, alternating from front to back while pressing skid plate against the frame.
- 5 This concludes the installation of the EE Aluminum Skid Plate.




FIG 5




FIG 6




FIG 7




FIG 8

OPTIONAL EXC MOUNTING

- 1 Use the provided 6 x 20mm hex head bolts to mount skid plate to frame inserts. [Fig. 8]

Add EE Linkage Guard Part Number: 31-017

WARNING AND DISCLAIMER

All parts manufactured, designed or sold by Enduro Engineering, Inc. (EEI) are to be installed by a licensed motorcycle dealer or a licensed motorcycle technician. Motorcycles can be dangerous. Serious injury, death and property damage can result from the use of motorcycles. This risk is increased by improper installation or misuse of after market parts. EEI's customers must exercise good judgment in the use, control, alteration, part selection and installation, and maintenance of their motorcycles. In the event of a possible defect in material or design, or any other defect in a part manufactured, designed or sold by EEI, the responsibility of EEI is limited to either a refund of the purchase price or the replacement of the part if EEI determines the part to be defective, and subject to EEI's inspection of the part within thirty (30) days from the date of purchase. (Note: any attempted repairs or modifications made to EEI products will void this limited warranty). EEI, under no circumstances will be responsible for incidental and/or consequential damages, property damage, personal injury damage, or damage, injury, cost or expense of any kind or nature whatsoever. By purchasing an EEI product or a product sold by EEI, you (1) acknowledge the above disclaimer and agree to its terms; (2) agree that any claim brought against EEI arising from and/or pertaining to or otherwise related to a part manufactured, designed or sold by EEI must be brought in the Michigan State Courts located in the County of Ingham or in the Federal District Court for the Western District of Michigan and that Michigan law shall apply on all issues; and (3) any claim against EEI must be brought within one (1) year of purchase of the product. EEI makes no other warranty, express or implied, including without limitation any warranties of merchantability and fitness for a particular purpose.

Part # 24-016, 24-016X Skid Plate
Skid Plate Installation
Quality Off-Road Motorcycle Products



enduroeng.com // 517.393.2421 // info@enduroeng.com